

SWINFORD MEADOW

Rugby Road, Swinford, Lutterworth.

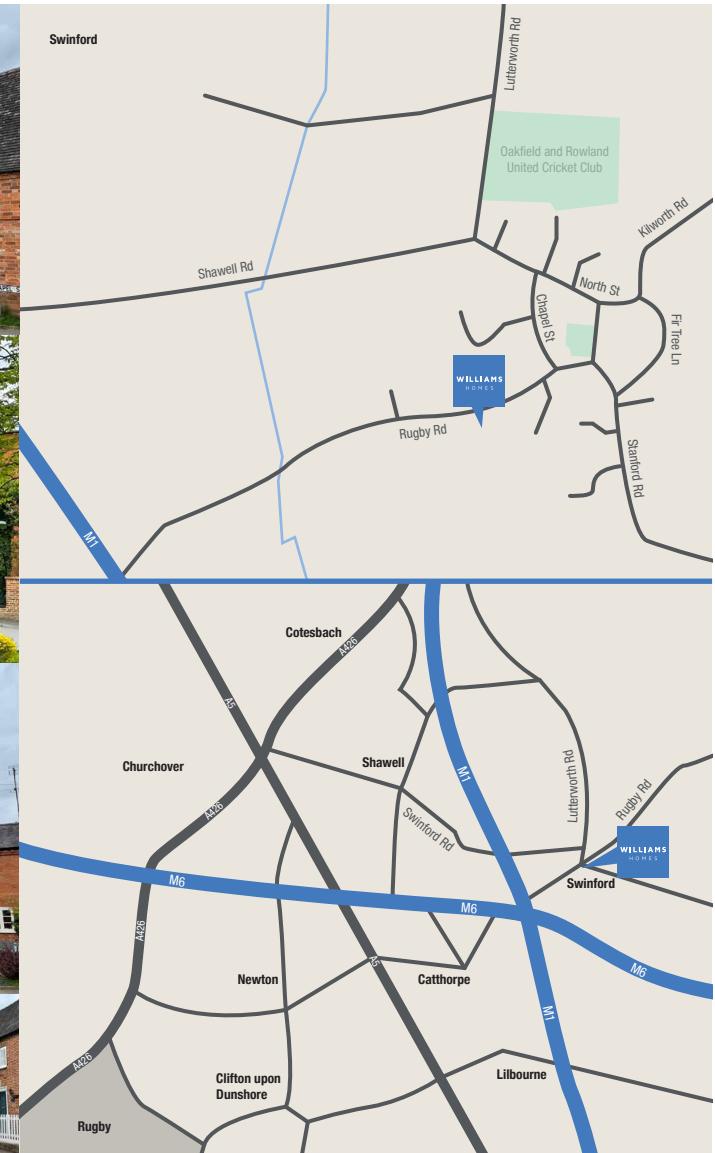
Exclusive development of just twenty one 2, 3 and 4 bed homes set in a village location. Rugby Road, Swinford, Lutterworth.

Nestled amongst the leafy surrounds of the picturesque village of Swinford within the beautiful open countryside of south Leicestershire is Swinford Meadow, our latest development of beautiful 2, 3, and 4 bedroom homes.

This stunning development offers superior accommodation in a range of different styles and finishes, all with the superb quality you can expect from Williams Homes. Conveniently located in the South of the county, close to Swinford village centre, Swinford Meadow offers excellent commuter links by both road and rail. The M1, M6, A5 and A14 are all within easy reach while mainline rail can be found at Rugby (London Euston/Birmingham New Street) and Market Harborough (London St Pancras).

The village of Swinford itself offers a friendly pub - The Chequers - an historic church, the Swinford C of E Primary School (OFSTED 'good' rated - 2018), plus both local authority and private secondary schooling close by. A wealth of shops and other local amenities can be found in the nearby towns of Lutterworth, Rugby and Market Harborough.

Many historic and natural treasures of the area are within a short distance of Swinford, including historic stately home Stanford Hall which hosts regular festivals and sporting events, the charming Coton Manor Gardens and the famous Foxton Locks.



Swinford Meadow
Rugby Road
Swinford
Lutterworth
LE17 6BW

WILLIAMS
HOMES



SWINFORD MEADOW

Rugby Road, Swinford, Lutterworth.




Exclusive development of just twenty one
2, 3 and 4 bed homes set in a village location.
Rugby Road, Swinford, Lutterworth.

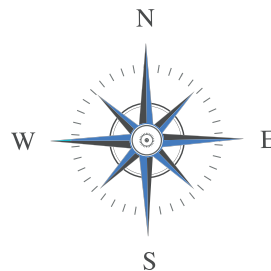
HOUSE TYPES

-  **The Ravensthorpe**
4 Bedroom Detached Home with Double Garage
-  **The Swithland**
4 Bedroom Detached Home with with Double Garage
-  **The Cropston**
4 Bedroom Detached Home with Single Garage
-  **The Packington**
4 Bedroom Detached Home with Double Garage
-  **The Draycote**
3 Bedroom Semi-Detached Home with Single Garage (Plot 7 Only)
-  **The Barby**
3 Bedroom Semi-Detached Home with Single Garage (Plot 14 Only)
-  **The Welford**
3 Bedroom Semi-Detached Home
-  **The Stockton**
2 Bedroom Detached Bungalow

-  **The Stanford**
3 Bedroom Detached Bungalow with Single Garage
-  **Affordable Housing**

Additional Information

-  **FR** Full Render
-  **Site Boundary**
-  **Street Lights**



WILLIAMS
HOMES